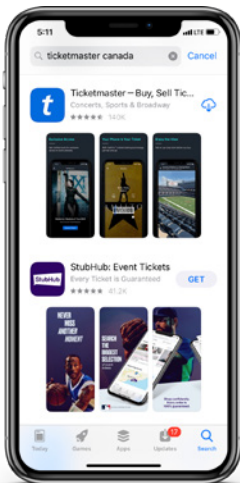


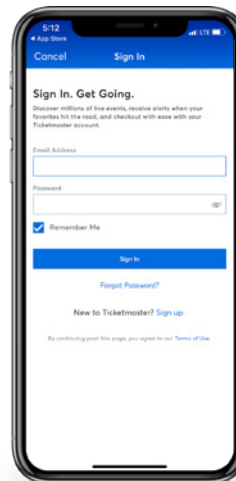
HOW TO VIEW YOUR SINGLE DAY MOBILE TICKETS



STEP 1 DOWNLOAD THE TICKETMASTER APP

From your mobile device, download the Ticketmaster app from the app/play store.

Note* You can also view your tickets on Ticketmaster.ca



STEP 2 OPEN THE APP AND SIGN IN TO YOUR ACCOUNT



STEP 3 CLICK "MY EVENTS"

Click "My Events" and then click on HSBC Canada Sevens as it appears on the screen.



STEP 4 CLICK "VIEW BARCODE"

The ticket will appear with a button that says "View Barcode."

Note* GA tickets are numbered for processing only. GA tickets can sit in ANY designated GA section.




STEP 5 SCAN BARCODE ON EVENT DAY

Bring up your ticket from your mobile wallet or via the "View Barcode" button in the app.

Note* In your app or wallet you do not need data or wifi to access your tickets.

Present this screen to staff upon entry.

Note* Screenshots are not recognized as a valid method of entry.



STEP 6 (OPTIONAL) TRANSFER TICKETS

Click the "Transfer" button to share your tickets with family and friends.

*Instructions are the same for desktop.